

MoonTrekker

Athlete information edit guideline

This is a guideline about how to edit basic information for athlete / team member, such as athlete's information and T-shirt size.

**Please notice that ONLY original registrant (profile owner) can make amendment

Solo

1. Log in <https://raceresults.com.hk/>
2. Click “Your athletes”

The screenshot shows the user interface of the RACE TIMING SOLUTIONS website. At the top, the logo "RACE TIMING SOLUTIONS" is visible on the left, and "Log in" with a UK flag and a shopping cart icon are on the right. Below the header is a banner image of a race with a red overlay that says "WELCOME TO RACE" and "Hong Kong's Leading Race Timing Solution".

The main navigation area includes a user profile section for "Jerry Fu Yin Wing". It features a placeholder profile picture and two buttons: "MY PROFILE" and "LOG OUT". To the right of the profile picture are two sections: "Your next events" (with a link to "MoonTrekker 2018") and "Your latest results" (with the text "No events found"). A vertical menu on the right lists user options: "My profile", "Edit profile", "Your orders", "Your results", and "Your athletes". The "Your athletes" option is circled in blue.

Below the navigation area are two main content sections: "NEXT EVENTS" and "LATEST RESULTS".

NEXT EVENTS

Search future events

July 2018

Saturday 7 Jul **Sheko Challenge**
Swimming, Big Wave Bay to Sheko Back Beach
大浪灣到石澳後灘 [REGISTER NOW](#)

August 2018

Sunday **Cross Country Ladies, Lads & Ladies Race**

LATEST RESULTS

Search event results

No events found

[VIEW MORE RESULTS](#)

You can obtain our results archive for previous races at www.racetimingsolutions.com

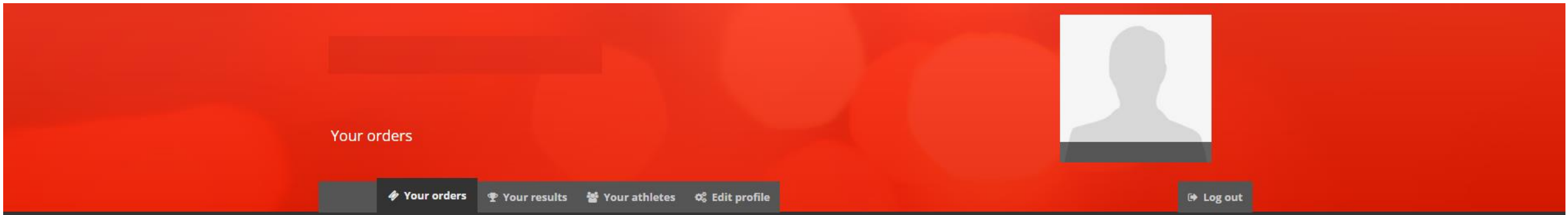
Solo

3. Click “Edit” and change athlete information

The screenshot shows a web application interface with a red header and a light gray main content area. In the header, the text "Your athletes" is on the left, and a gray silhouette of a person is on the right. Below the header is a navigation bar with four items: "Your orders", "Your results", "Your athletes" (which is highlighted), and "Edit profile". A "Log out" button is located on the far right of the navigation bar. In the main content area, there is a "CREATE ATHLETE" button. Below it is a card for an athlete. The card has a red header with "EDIT" and "REMOVE" buttons. The "EDIT" button is circled in blue. Below the header, the card contains a gray silhouette of a person, a heart icon, a location pin icon, and three action items: "Add photo" with a camera icon, "Add results" with a plus icon, and "View results" with a trophy icon.

Solo

4. Click “Your orders” and click “Signed up”



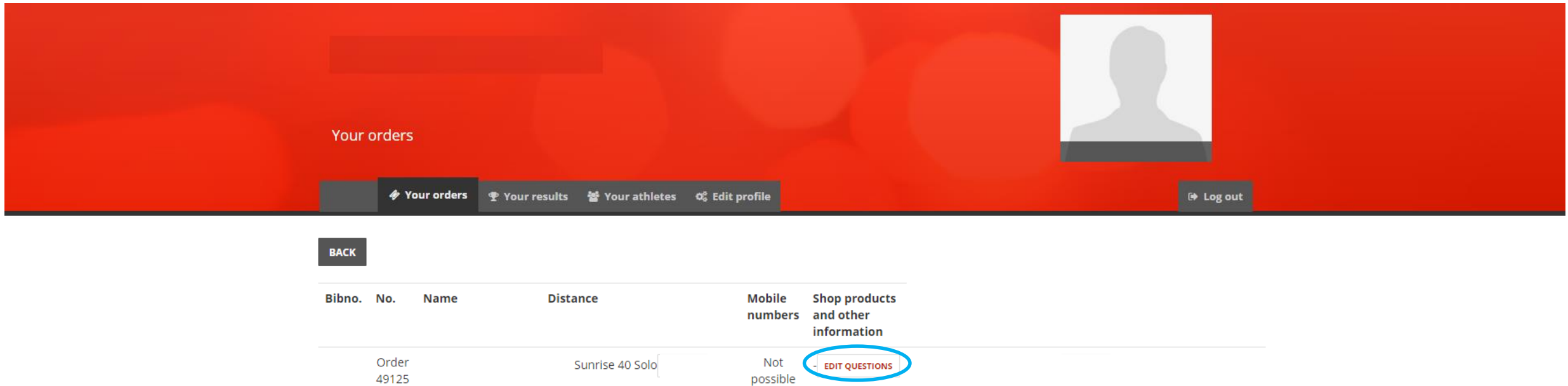
You can get an overview of your orders on this page.

- Click on "Details" to see your receipt
- You can see or edit your signed up athletes by clicking "Signed up" or "Team"
- NOTE! Unpaid orders will be removed from the list automatically after 4 days

No.	Date	Event	Description	Price	Paid	Options
49125	14-06-2018	MoonTrekker 2018	Details	722.50 HKD	Yes	Signed up (1)

Solo

5. Click “Edit Questions” and change other information (e.g. T-shirt size)





The screenshot shows a user profile page with a red header. The header contains the text "Your orders" on the left and a grey silhouette of a person on the right. Below the header is a navigation bar with buttons for "Your orders", "Your results", "Your athletes", "Edit profile", and "Log out". Below the navigation bar is a "BACK" button. The main content is a table with the following columns: "Bibno.", "No.", "Name", "Distance", "Mobile numbers", and "Shop products and other information". The table contains one row with the following data: "Order 49125", "Sunrise 40 Solo", "Not possible", and "EDIT QUESTIONS". The "EDIT QUESTIONS" link is circled in blue.

Bibno.	No.	Name	Distance	Mobile numbers	Shop products and other information
	Order 49125		Sunrise 40 Solo	Not possible	EDIT QUESTIONS

Distance amendment – Solo only

1. Log in <https://raceresults.com.hk/>
2. Click “Your orders”

RACE TIMING SOLUTIONS

Log in  

WELCOME TO RACE

Hong Kong's Leading Race Timing Service

Jerry Fu Yin Wing

- My profile
- Edit profile
- Your orders
- Your results
- Your athletes

MY PROFILE **LOG OUT**

YOUR NEXT EVENTS

» MoonTrekker 2018


YOUR LATEST RESULTS

No events found


NEXT EVENTS

Search future events

July 2018

Saturday 7 Jul  **Sheko Challenge**
Swimming, Big Wave Bay to Sheko Back Beach
大浪灣到石澳後灘 **REGISTER NOW**

August 2018

Sunday  **Camp Quality Ladies Ride & Ladies Race**

LATEST RESULTS

Search event results

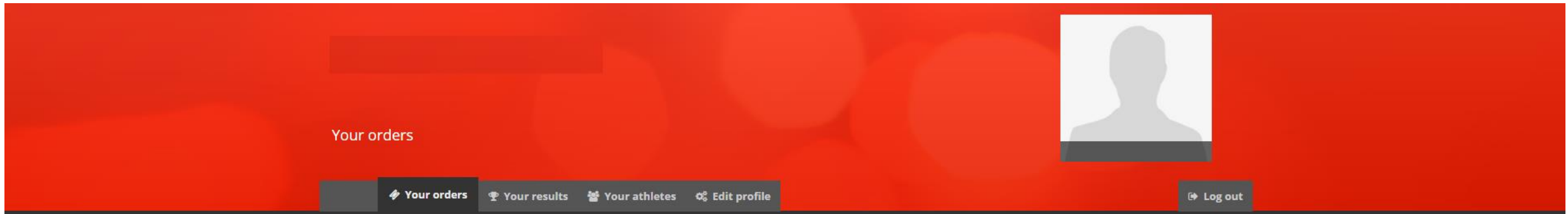
No events found

VIEW MORE RESULTS

You can obtain our results archive for previous races at www.racetimingsolutions.com

Distance amendment – Solo only

4. Click “Your orders” and click “Signed up”



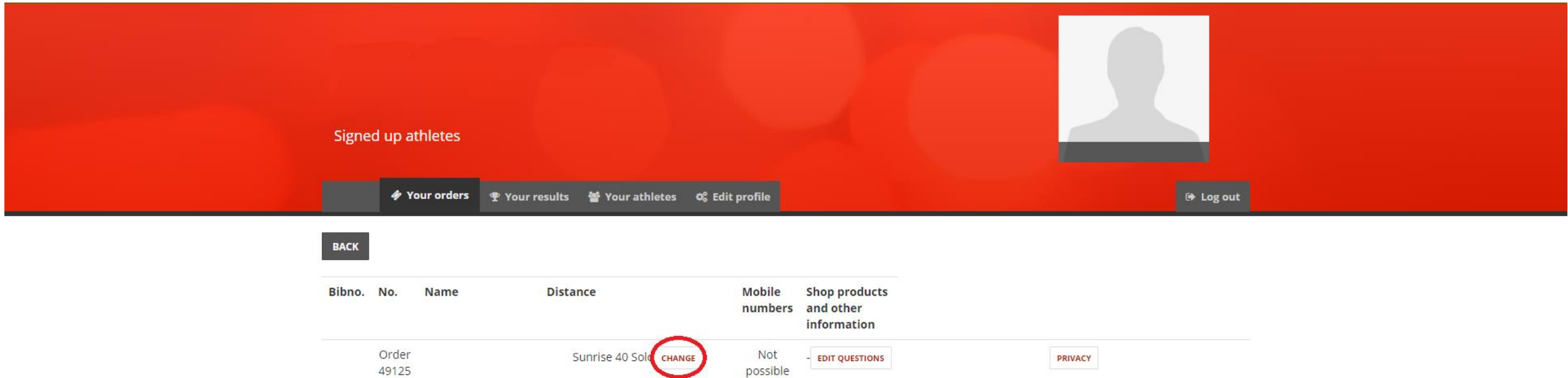
You can get an overview of your orders on this page.

- Click on "Details" to see your receipt
- You can see or edit your signed up athletes by clicking "Signed up" or "Team"
- NOTE! Unpaid orders will be removed from the list automatically after 4 days

No.	Date	Event	Description	Price	Paid	Options
49125	14-06-2018	MoonTrekker 2018	Details	722.50 HKD	Yes	Signed up (1)

Distance amendment – Solo only

5. Click “Change”



Signed up athletes

Profile picture placeholder

Navigation: Your orders, Your results, Your athletes, Edit profile, Log out

BACK

Bibno.	No.	Name	Distance	Mobile numbers	Shop products and other information
Order 49125			Sunrise 40 Solo	Not possible	EDIT QUESTIONS PRIVACY

The 'CHANGE' button in the table is circled in red.

Distance amendment – Solo only

6. Select distance – downgrade no refund; upgrade pay difference

Change distance to MoonTrekker 2018

Participant

Event

Choose a new
distance

SAVE

MoonTrekker 2018 - Sunrise 40 Solo

Sunrise 40 Solo

Moonlit 30 Solo

Sunrise 40 Solo

Phoenix 50 Solo

Team

1. Log in <https://raceresults.com.hk/>
2. Click “Your orders”

The screenshot shows the user interface of the Race Timing Solutions website. At the top, the logo "RACE TIMING SOLUTIONS" is visible on the left, and "Log in" with a UK flag and a shopping cart icon are on the right. The main content area features a large banner with a "WELCOME TO RACE" message and "Hong Kong's Leading Race Timing Service" text. To the right of the banner is a user profile section with a placeholder image and buttons for "MY PROFILE" and "LOG OUT". Below the profile image is a list of "Your next events" (two "MoonTrekker 2018" entries) and "Your latest results". A navigation menu on the right includes "My profile", "Edit profile", "Your orders" (highlighted with a red circle), "Your results", and "Your athletes".

The "NEXT EVENTS" section features a search bar labeled "Search future events". Below it, a list of events is shown for "July 2018". One event is highlighted: "Saturday 7 Jul Sheko Challenge" with a description "Swimming, Big Wave Bay to Sheko Back Beach" and the Chinese text "大浪灣到石澳後灘". A "REGISTER NOW" button is next to the event. Below this, a section for "August 2018" is partially visible.

The "LATEST RESULTS" section features a search bar labeled "Search event results". Below it, the text "No events found" is displayed. A "VIEW MORE RESULTS" button is present. At the bottom, a note states: "You can obtain our results archive for previous races at www.racetimingsolutions.com".

Team

3. Click "Team"

Your orders



[Your orders](#)

[Your results](#)

[Your athletes](#)

[Edit profile](#)

[Log out](#)

You can get an overview of your orders on this page.

- Click on "Details" to see your receipt
- You can see or edit your signed up athletes by clicking "Signed up" or "Team"
- NOTE! Unpaid orders will be removed from the list automatically after 4 days

No.	Date	Event	Description	Price	Paid	Options
49135	15-06-2018	MoonTrekker 2018	Details	0.00 HKD	Yes	Team Signed up (2)

Team

4. Click “Edit participant names” and change team member’s information



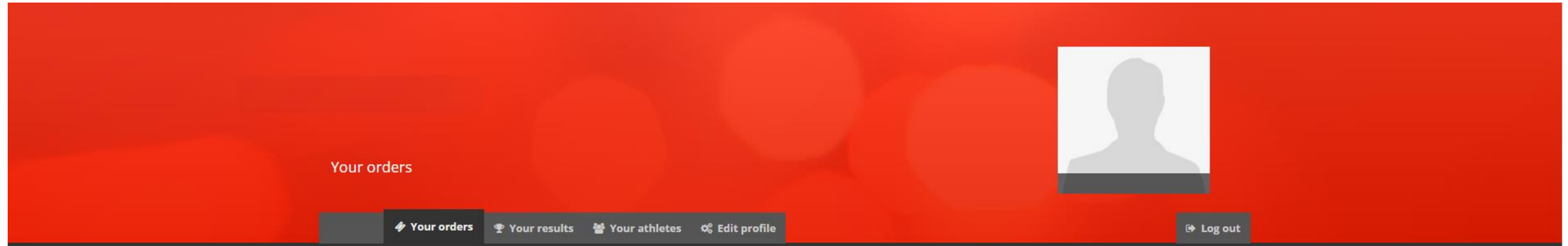
My teams

You can change the participants on a team by clicking "Edit". Remember to create a new athlete on the "Create athlete" page before you change the team.

Bibno.	Name	Event	Distance	Number of athletes	
-		Moonlit 30 Pair	Moonlit 30 Pair	2	Change team members Edit participant names Change distance

Team

5. Click "Signed up"



You can get an overview of your orders on this page.

- Click on "Details" to see your receipt
- You can see or edit your signed up athletes by clicking "Signed up" or "Team"
- NOTE! Unpaid orders will be removed from the list automatically after 4 days

No.	Date	Event	Description	Price	Paid	Options
49135	15-06-2018	MoonTrekker 2018	Details	0.00 HKD	Yes	Team Signed up (2)

Team

6. Click “Edits Questions” and change other information (e.g. T-shirt size)

The screenshot shows the 'Race Timing Solutions' user interface. At the top, there is a navigation bar with the logo on the left, 'Log in' with a dropdown arrow, a UK flag, and a shopping cart icon on the right. Below the navigation bar is a red header area with the text 'Signed up athletes' on the left and a user profile picture placeholder on the right. A secondary navigation bar contains buttons for 'Your orders', 'Your results', 'Your athletes', 'Edit profile', and 'Log out'. Below this is a 'BACK' button and a table of athletes.

Bibno.	No.	Name	Distance	Mobile numbers	Shop products and other information
	Order		Moonlit 30 Pair	Not possible	EDIT QUESTIONS
	Order		Moonlit 30 Pair	Not possible	EDIT QUESTIONS